



SAMSARA
ACADEMY OF ART

4 WEEK INTENSIVE WORKSHOP
DRAWING & PAINTING

4 WEEK INTENSIVE WORKSHOP DRAWING | PAINTING

In this course, students will learn the fundamentals of Drawing and Painting in a method very similar to that experienced by our full-time students. The method of practice is based on centuries of studio practice and based on how old masters studied art principles. The faculty will guide the students to work by themselves and progress step-by-step.

The study is divided into two types. Studio sessions and Model Sessions. It begins with teaching drawing principles, particularly from life and old masters. The projects could be Master Copies, Portraits, Casts and Figures.

The Four-week Intensive Course is designed to further develop the student's drawing accuracy and understanding value relationships. All exercises working from life will continue to challenge the student to select information directly from nature and translate it with greater accuracy in both charcoal and paint;



O1 SCHEDULE

The workshop is from February 26, 2024, to March 21, 2024. It is held every Monday to Friday from 10 AM to 7:30 PM.

WEEK 1	MONDAY	TUESDAY	WEDNESDAY	THURSDAY	FRIDAY
10 am -1 pm	Setup & Demo	Master Copy	Master Copy	Master Copy	Value Theory
LUNCH BREAK					
2 pm – 5 pm	Figure Drawing	Figure Drawing	Figure Drawing	Figure Drawing	Seminar
5:30 pm – 7:30 pm					Materials & Techniques

WEEK 2	MONDAY	TUESDAY	WEDNESDAY	THURSDAY	FRIDAY
10 am -1 pm	Master Copy	Master Copy	Master Copy	Master Copy	Master Copy
LUNCH BREAK					
2 pm – 5 pm	Figure Drawing	Figure Drawing	Figure Drawing	Figure Drawing	Seminar
5:30 pm – 7:30 pm					

WEEK 3	MONDAY	TUESDAY	WEDNESDAY	THURSDAY	FRIDAY
10 am -1 pm	Portrait Demo	Portrait Painting	Portrait Painting	Portrait Painting	Portrait Painting
LUNCH BREAK					
2 pm – 5 pm	Intro to Painting	Figure Painting	Figure Painting	Colour Theory	Material
5:30 pm – 7:30 pm					

WEEK 4	MONDAY	TUESDAY	WEDNESDAY	THURSDAY	FRIDAY
10 am -1 pm	Portrait Painting	Portrait Painting	Portrait Painting	Portrait Painting	Final Review
LUNCH BREAK					
2 pm – 5 pm	Figure Painting	Figure Painting	Figure Painting	Figure Painting	Packup
5:30 pm – 7:30 pm					



Note: Students can attend optional short sessions in the evening for practice.

O2 MATERIALS

It is vital to have a concise list of the essential materials you need for your session and organize it. The materials must also be easy to set up and clean up.

DRAWING MATERIALS

- A4 Size Sketch Paper- 10 Sheets
 - Brusto Drawing Paper Medium Surface or
 - Canson CA Grain



- Graphite (2B, HB, H, 2H)
- Blending Stump
- Kneaded Eraser
- Masking Tape
- Sandpaper Block
- Box Cutter
- Nitram Charcoal
 - Green (Soft B): 2 Boxes
 - Orange (Medium HB): 2 Boxes
 - Blue (Hard H): 1 Box
- Fabriano Artistico Cold-press Water Color Paper
(Available to Purchase at the Academy)
- Pencil & Charcoal Fixative
 - Winsor and Newton or Conte a Paris



O2 MATERIALS

PAINTING MATERIALS


Students only interested in learning Painting need to bring these materials. Not for students who would prefer to draw for all the sessions.

PAINTING SUPPORTS

Canvas will be Provided

PALETTE

Any Palette is fine. Recommend Oval Medium Palette by Palette House.



OIL PAINT

Brands

Georgian/Winsor & Newton or Gamblin. **Do not get water-mixable oil paints.**

Basic Full Palette

- Titanium Zinc White
- Yellow Ochre or Gold Ochre or Mars Yellow Light
- Cadmium Red Light or Cadmium Vermillion
- Alizarin Crimson or Rose Madder
- Cobalt Blue Deep
- Raw Umber
- Ivory Black

O2 MATERIALS

BRUSHES

- Bristle Filbert Brushes (at least 6 different sizes)
 - Brusto Artists Bristle white Filbert (Series 1008)
- Bristle Round Brushes (at least 4 different sizes)
 - Brusto Artists Bristle white Round (Series 1008)
- Sable Brushes Flat or Filbert (Preferred Mongoose hair 4-6 different sizes)
- Fan Brush (Medium to Large Size)



MEDIUM (SOLVENT & OIL)

- Marie's or W/N or Brusto Odorless Mineral spirit
- Refined Linseed Oil



Note: Do not Bring Turpentine as it is harmful to health and not allowed in the academy.

O2 MATERIALS

OTHERS

- Palette Knife Tear Drop Shape. Should be flexible.
- Kitchen Roll or Rag
- Stainless Steel Brush Cleaner
- Medium Cups with lid
- Spring Clamps
- 4 inch Bar Clamps



OPTIONAL MATERIALS

- Retouch Varnish
- Final Varnish (Gamvar by Gamblin)



O3 FINE ART STORES

ART LOUNGE | MUMBAI

www.artlounge.in

3A Karim Chambers, | Kala Ghoda
Phone: 75990 55055

SITARAM STATIONERS | DELHI

www.sitaramstationers.com

J-5 Central Market, Lajpat Nagar
Phone: 98109 39394 | 96503 38339

CREATIVE HANDS | KOLKATA

www.creativehands.in

B 303 Axis Mall, Newtown | 700156
Phone: 9674044111 | mail@creativehands.in

HIMALAYA FINE ART | MUMBAI

www.himalayafineart.com

3 Himalya House, 79 Palton Road
Phone: 70452 54085

HINDUSTAN TRADING | CHENNAI

www.htconline.in

Justice Pratap Building
600014 Chennai
Phone: 97909 95771 | 86109 27410

HAKIMI STATIONERS, MUMBAI

www.hakimistationer.in

191 Abdul Rehman Street, 1st Floor
400003 Mumbai
Phone: 93248 75250



Follow us on Social Media
@samsaraacademyofart

CONNECT WITH US

6-3-251/3, Abacus Towers
Banjarahills Road No:1
Hyderabad 500004

+91 9398837005

www.samsaraacademyofart.com